



ANNUAL REPORT 2022



Care Inspire Grow



HARVEY PRIMARY SCHOOL

Our Vision

That through effective pedagogy and a focus on social and emotional well being, we will provide each student with the opportunities to be successful.

Our Focus Five Virtues

Respect
Integrity
Caring
Co-operation
Courage



Harvey Primary School is a school with strong ambition. With our motto 'Care, Inspire, Grow', we nurture our children through a safe, collaborative and inclusive teaching and learning environment. We ensure that all students have opportunities to develop the skills, knowledge, creativity and confidence they need to achieve their potential, for lifelong learning. By fostering a culture of our 'Focus Five Virtues' and supporting our students wellbeing through the 'Highway Heroes' program, we develop well-being, personal success and positive relationships. Through the implementation of whole school approaches, we support students to develop the skills and understandings which will enable them to contribute meaningfully and ethically to society.

Care Inspire Grow



SCHOOL OVERVIEW

Harvey Primary School is located in the irrigation district of the South West of Western Australia and has a student population of 265 students.

Harvey Primary School is committed to establishing a community in which everybody feels valued and where individual differences are appreciated and accepted.

Positive links exist between the school, the home and the wider community to foster respect and sensitivity in providing a challenging and inclusive learning environment for all students.

Parents and care givers are recognised as necessary contributors to their child's social, physical, cultural, moral and intellectual development.

The Harvey Primary School direction is the implementation of whole school pedagogy in Literacy, Numeracy, STEM and Information Communication Technology.

Our Specialist Programs in Physical Education, Indonesian Language, Science and STEM are high quality and provide students with opportunities to shine and follow an area of passion. Similarly, opportunities for extension and support are targeted to ensure every child has the opportunity to be successful.

To make our school vision a reality, we are committed to all our students achieving their potential. We do this through a school wide approach to cooperative learning with a focus on differentiation of the curriculum and developing relationships based on trust, mutual respect and the acceptance of responsibility.

Care Inspire Grow



WELCOME

Dear Parents, Carers, Family Members and School Community Members,

On behalf of the School Board and school staff, I would like to present to you the 2022 Annual School Report.

This report is a summary of school operations and student performance during 2022. It is once again a celebration of our strengths and identifies areas for improvement.

After the disruptions to schooling over the past two years, 2022 saw things return to normal for student education at Harvey PS.

Once again, our staff have worked tirelessly to cater for the individual needs of all our students – academically, physically, creatively, socially and emotionally. Our virtues - Care, Courage, Cooperation, Integrity, and Respect, drives our school to ensure that our best possible learning outcomes are achieved in an environment that is friendly, safe, and happy while realistically balancing school and family life.

In our specialist areas in 2022, Miss Townsend led Science and STEM across the school and introduced our students to many fascinating aspects of these areas. Mrs Rachel Fawcett joined our school and she continued to strengthen our Physical Education program. Ms Sarah Vass continued to teach the Indonesian language and culture, while our AIEO, Mrs Ninnette Comito, taught the Noongar language to many classes, while also having some of our Aboriginal students learn traditional Aboriginal dances which they presented during our NAIDOC Day.

Our School Board continued to play an active role in the governance of our school and their contributions were insightful, assisting in ensuring the school continued to serve the needs of our students and wider school community. Our School P & C continued to support our students by creating events such as the Riddle Challenge, School Disco and Paper Plane Challenge. These events saw the students engage in fun activities while also raising funds for our school.

I would like to thank the dedicated and professional staff at Harvey Primary. We aim to enrich learning programs, to promote community participation and to provide a supportive and nurturing school culture for students, parents and staff. I would also like to thank our school families and local community groups who always support our school and what we are achieving.

We continue to strive for our best and move forward in the best interests of the students.

Regards

Jason Romeo -Principal

The School Board commends the 2022 Annual Report to you



SCHOOL LEARNING ENVIRONMENT

Attendance

In 2022, the average attendance of students at Harvey PS reflected the downward trend experienced across the South-West Region. It is acknowledged that the pandemic has had an on-going impact again in 2022, with the Harvey town site being majorly affected. A regional strategy is being developed to support a reversal of the trend. Of concern, in 2022, is the significant increase in the number of students at risk due to their attendance rate. The school continues to review each of these students on a case by case basis and seeks to provide support based on the specific needs of each child.

Attendance Overall Primary

	Non-Aboriginal			Aboriginal			Total		
	School	Like Schools	WA Public Schools	School	Like Schools	WA Public Schools	School	Like Schools	WA Public Schools
2020	92.5%	91.7%	93.2%	84%	78.8%	77.6%	91.8%	90.1%	91.9%
2021	90.1%	90.9%	92.4%	83.1%	78.4%	76.8%	89.5%	89%	91%
2022	86.7%	85.9%	88.3%	81%	72.9%	69.5%	86.1%	84%	86.6%

	Attendance Category			
	Regular	At Risk		
		Indicated	Moderate	Severe
2020	73.9%	18.7%	4.7%	2.7%
2021	66.5%	21.4%	8.2%	3.9%
2022	40.2%	41.8%	14.7%	3.2%
Like Schools 2022	40.8%	33.1%	18.6%	7.4%
WA Public Schools	51.0%	32.0%	13.0%	5.0%

SCHOOL LEARNING ENVIRONMENT

Pastoral Care

2022 continued to present challenges related to the anxiety many children and adults have in relation to the on-going pandemic. Staff have a heightened awareness, particularly of student mental and emotional well-being and pastoral care has been a constant focus.

We pride ourselves on a whole-school approach for acknowledging and supporting students, staff and community members through our Pastoral Care initiatives.

Well-embedded into our school community are our Five Virtues - Caring, Respect, Courage, Courtesy and Integrity, which are taught and reinforced at all opportunities. These, along with our school expectations, have had an increased focus throughout the 2022 school year to promote positive behaviour choices.

We continue to use Highway Heroes as our social/emotional program. Highway Heroes uses the metaphor of the highway to describe the journey everyone takes through life, with primary school being one of the first destinations. Along the highway there are times where we need to slow down, which is defined as a bump, and times where we need to stop, perhaps even get some help, known as a hazard. Defining events in life's journey in this way has helped our students.

Kristi Crognale joined Harvey PS as our school chaplain and set about establishing strong links with our students, staff and families. Kristi supported a number of our students and their families and offered them support and general assistance throughout the year.

Behaviour Management

Student behaviour at Harvey PS is supported by our whole school behaviour strategies that include our minor and major referrals, while at the same time focusing on our positives that include class and whole school rewards as well as our student Good Standing Policy. These provide clear guidelines for students, promote personal responsibility and provide a framework for all staff when counselling students regarding their behaviour. In 2023, we will be introducing more whole school positive incentives.

Care Inspire Grow



STUDENT PERFORMANCE

NAPLAN 2022

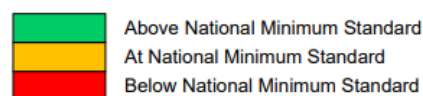
Student Achievement and Progress

NAPLAN was again conducted in 2022, after it was cancelled in 2020. The results provide a snapshot of student academic performance, with both achievement and progress able to be reviewed. Our focus at Harvey Primary School is to value add to each child's learning. Our 2022 NAPLAN results confirm that our students are continuing to achieve to a high standard as well as making significant progress and achievement between Year 3 and Year 5.

Our comparative performance against like schools shows that we are achieving what is expected of our students, with some areas highlighted in green meaning we are achieving above the expected outcomes.

Proficiency Band Summary

Band	NAPLAN Score Range	Numeracy							
		Year 3				Year 5			
		2021		2022		2021		2022	
		Sch	Like Sch	Sch	Like Sch	Sch	Like Sch	Sch	Like Sch
10	686 & Above								
9	634 - 685								
8	582 - 633					0%	4%	10%	4%
7	530 - 581					15%	11%	13%	10%
6	478 - 529	12%	6%	3%	6%	55%	24%	31%	24%
5	426 - 477	15%	15%	18%	10%	15%	31%	31%	33%
4	374 - 425	36%	26%	29%	25%	9%	21%	15%	22%
3	322 - 373	18%	26%	29%	31%	6%	9%	0%	6%
2	270 - 321	6%	18%	12%	21%				
1	Up to 269	12%	8%	9%	8%				




STUDENT PERFORMANCE

NAPLAN 2022 Comparative Performance


Band	NAPLAN Score Range	Reading							
		Year 3				Year 5			
		2021		2022		2021		2022	
		Sch	Like Sch	Sch	Like Sch	Sch	Like Sch	Sch	Like Sch
10	686 & Above								
9	634 - 685					▲	▲	▲	▲
8	582 - 633					▲ 3%	▲ 7%	▲ 13%	▲ 7%
7	530 - 581	▲	▲	▲	▲	▲ 24%	▲ 13%	▲ 18%	▲ 19%
6	478 - 529	▲ 21%	▲ 16%	▲ 17%	▲ 15%	▲ 30%	▲ 29%	▲ 30%	▲ 26%
5	426 - 477	▲ 21%	▲ 19%	▲ 22%	▲ 19%	▲ 24%	▲ 25%	▲ 30%	▲ 24%
4	374 - 425	▲ 24%	▲ 22%	▲ 19%	▲ 22%	▲ 6%	▲ 14%	▲ 10%	▲ 15%
3	322 - 373	▲ 15%	▲ 20%	▲ 19%	▲ 18%	▲ 12%	▲ 12%	▲ 0%	▲ 9%
2	270 - 321	▲ 18%	▲ 18%	▲ 19%	▲ 17%	▲	▲	▲	▲
1	Up to 269	▲ 0%	▲ 6%	▲ 3%	▲ 8%				

Band	NAPLAN Score Range	Writing							
		Year 3				Year 5			
		2021		2022		2021		2022	
		Sch	Like Sch	Sch	Like Sch	Sch	Like Sch	Sch	Like Sch
10	686 & Above								
9	634 - 685					▲	▲	▲	▲
8	582 - 633					▲ 0%	▲ 3%	▲ 3%	▲ 2%
7	530 - 581	▲	▲	▲	▲	▲ 9%	▲ 7%	▲ 18%	▲ 10%
6	478 - 529	▲ 15%	▲ 10%	▲ 8%	▲ 7%	▲ 24%	▲ 29%	▲ 23%	▲ 26%
5	426 - 477	▲ 21%	▲ 31%	▲ 42%	▲ 27%	▲ 36%	▲ 28%	▲ 33%	▲ 30%
4	374 - 425	▲ 42%	▲ 27%	▲ 33%	▲ 32%	▲ 18%	▲ 19%	▲ 18%	▲ 20%
3	322 - 373	▲ 9%	▲ 17%	▲ 6%	▲ 15%	▲ 12%	▲ 13%	▲ 8%	▲ 12%
2	270 - 321	▲ 6%	▲ 10%	▲ 6%	▲ 13%	▲	▲	▲	▲
1	Up to 269	▲ 6%	▲ 4%	▲ 6%	▲ 5%				



Band	NAPLAN Score Range	Grammar & Punctuation							
		Year 3				Year 5			
		2021		2022		2021		2022	
		Sch	Like Sch	Sch	Like Sch	Sch	Like Sch	Sch	Like Sch
10	686 & Above								
9	634 - 685					▲	▲	▲	▲
8	582 - 633					▲ 12%	▲ 7%	▲ 13%	▲ 7%
7	530 - 581	▲	▲	▲	▲	▲ 18%	▲ 12%	▲ 8%	▲ 14%
6	478 - 529	▲ 21%	▲ 18%	▲ 22%	▲ 16%	▲ 18%	▲ 23%	▲ 35%	▲ 24%
5	426 - 477	▲ 18%	▲ 18%	▲ 17%	▲ 17%	▲ 30%	▲ 27%	▲ 25%	▲ 28%
4	374 - 425	▲ 24%	▲ 23%	▲ 17%	▲ 23%	▲ 9%	▲ 16%	▲ 18%	▲ 17%
3	322 - 373	▲ 21%	▲ 16%	▲ 28%	▲ 20%	▲ 12%	▲ 15%	▲ 3%	▲ 9%
2	270 - 321	▲ 9%	▲ 12%	▲ 8%	▲ 14%	▲	▲	▲	▲
1	Up to 269	▲ 6%	▲ 14%	▲ 8%	▲ 10%				

Band	NAPLAN Score Range	Spelling							
		Year 3				Year 5			
		2021		2022		2021		2022	
		Sch	Like Sch	Sch	Like Sch	Sch	Like Sch	Sch	Like Sch
10	686 & Above								
9	634 - 685					▲	▲	▲	▲
8	582 - 633					▲ 9%	▲ 8%	▲ 20%	▲ 9%
7	530 - 581	▲	▲	▲	▲	▲ 21%	▲ 19%	▲ 23%	▲ 19%
6	478 - 529	▲ 21%	▲ 16%	▲ 19%	▲ 16%	▲ 24%	▲ 22%	▲ 20%	▲ 25%
5	426 - 477	▲ 18%	▲ 17%	▲ 19%	▲ 18%	▲ 9%	▲ 23%	▲ 15%	▲ 26%
4	374 - 425	▲ 24%	▲ 22%	▲ 25%	▲ 22%	▲ 21%	▲ 16%	▲ 15%	▲ 13%
3	322 - 373	▲ 27%	▲ 19%	▲ 17%	▲ 18%	▲ 15%	▲ 12%	▲ 8%	▲ 9%
2	270 - 321	▲ 3%	▲ 13%	▲ 8%	▲ 12%	▲	▲	▲	▲
1	Up to 269	▲ 6%	▲ 13%	▲ 11%	▲ 14%				



STUDENT PERFORMANCE

NAPLAN 2022

Longitudinal Performance


School Comment	Data																														
<p>Numeracy</p> <ul style="list-style-type: none"> * Year 5 results have continued to improve, being well above like school * Year 3 results were above like schools once again in 2022, after a dip in 2019. * The way in which we approach whole school Numeracy will be addressed in 2023. 	<p style="text-align: center;">Average Numeracy Score</p> <table border="1"> <caption>Average Numeracy Score Data</caption> <thead> <tr> <th>Year</th> <th>Year 3 School</th> <th>Year 3 Like Schools</th> <th>Year 5 School</th> <th>Year 5 Like Schools</th> </tr> </thead> <tbody> <tr> <td>2017</td> <td>405</td> <td>375</td> <td>470</td> <td>465</td> </tr> <tr> <td>2018</td> <td>395</td> <td>370</td> <td>485</td> <td>470</td> </tr> <tr> <td>2019</td> <td>365</td> <td>380</td> <td>475</td> <td>470</td> </tr> <tr> <td>2021</td> <td>390</td> <td>370</td> <td>485</td> <td>465</td> </tr> <tr> <td>2022</td> <td>365</td> <td>365</td> <td>490</td> <td>465</td> </tr> </tbody> </table>	Year	Year 3 School	Year 3 Like Schools	Year 5 School	Year 5 Like Schools	2017	405	375	470	465	2018	395	370	485	470	2019	365	380	475	470	2021	390	370	485	465	2022	365	365	490	465
Year	Year 3 School	Year 3 Like Schools	Year 5 School	Year 5 Like Schools																											
2017	405	375	470	465																											
2018	395	370	485	470																											
2019	365	380	475	470																											
2021	390	370	485	465																											
2022	365	365	490	465																											
<p>Reading</p> <ul style="list-style-type: none"> *Year 5 performance has remained above like schools over the past few years. * Year 3 results were above like schools once again in 2022, after a dip in 2019. * A review of reading strategies used across the school to be continued in 2023. 	<p style="text-align: center;">Average Reading Score</p> <table border="1"> <caption>Average Reading Score Data</caption> <thead> <tr> <th>Year</th> <th>Year 3 School</th> <th>Year 3 Like Schools</th> <th>Year 5 School</th> <th>Year 5 Like Schools</th> </tr> </thead> <tbody> <tr> <td>2017</td> <td>410</td> <td>390</td> <td>480</td> <td>465</td> </tr> <tr> <td>2018</td> <td>405</td> <td>390</td> <td>495</td> <td>475</td> </tr> <tr> <td>2019</td> <td>365</td> <td>395</td> <td>490</td> <td>480</td> </tr> <tr> <td>2021</td> <td>415</td> <td>390</td> <td>480</td> <td>470</td> </tr> <tr> <td>2022</td> <td>405</td> <td>390</td> <td>500</td> <td>480</td> </tr> </tbody> </table>	Year	Year 3 School	Year 3 Like Schools	Year 5 School	Year 5 Like Schools	2017	410	390	480	465	2018	405	390	495	475	2019	365	395	490	480	2021	415	390	480	470	2022	405	390	500	480
Year	Year 3 School	Year 3 Like Schools	Year 5 School	Year 5 Like Schools																											
2017	410	390	480	465																											
2018	405	390	495	475																											
2019	365	395	490	480																											
2021	415	390	480	470																											
2022	405	390	500	480																											
<p>Writing</p> <ul style="list-style-type: none"> * Year 5 results have improved dramatically since 2017, after a dip just below like schools in 2021. * Writing results in Year 3 are continuing to improve in 2022,, increasing the gap above like schools. * 7 Steps For Writing (Yr 1 to Yr 6) and Talk For Writing (K and PP) were implemented in 2022. 	<p style="text-align: center;">Average Writing Score</p> <table border="1"> <caption>Average Writing Score Data</caption> <thead> <tr> <th>Year</th> <th>Year 3 School</th> <th>Year 3 Like Schools</th> <th>Year 5 School</th> <th>Year 5 Like Schools</th> </tr> </thead> <tbody> <tr> <td>2017</td> <td>425</td> <td>385</td> <td>445</td> <td>440</td> </tr> <tr> <td>2018</td> <td>395</td> <td>375</td> <td>455</td> <td>435</td> </tr> <tr> <td>2019</td> <td>375</td> <td>395</td> <td>460</td> <td>450</td> </tr> <tr> <td>2021</td> <td>405</td> <td>395</td> <td>445</td> <td>455</td> </tr> <tr> <td>2022</td> <td>410</td> <td>390</td> <td>465</td> <td>450</td> </tr> </tbody> </table>	Year	Year 3 School	Year 3 Like Schools	Year 5 School	Year 5 Like Schools	2017	425	385	445	440	2018	395	375	455	435	2019	375	395	460	450	2021	405	395	445	455	2022	410	390	465	450
Year	Year 3 School	Year 3 Like Schools	Year 5 School	Year 5 Like Schools																											
2017	425	385	445	440																											
2018	395	375	455	435																											
2019	375	395	460	450																											
2021	405	395	445	455																											
2022	410	390	465	450																											

STUDENT PERFORMANCE

NAPLAN 2022

Longitudinal Performance

School Comment	Data																																			
<p>Spelling</p> <ul style="list-style-type: none"> * Year 5 results have been well above like schools, after a dip in 2021. * After a decline in Year 3 results over years, we are still improving and sitting above like schools * Review and discussion of spelling strategies in 2023. 	<p style="text-align: center;">Average Spelling Score</p> <table border="1"> <caption>Average Spelling Score Data</caption> <thead> <tr> <th>Year</th> <th>Year 3 School</th> <th>Year 3 Like Schools</th> <th>Year 5 School</th> <th>Year 5 Like Schools</th> </tr> </thead> <tbody> <tr> <td>2017</td> <td>395</td> <td>385</td> <td>495</td> <td>480</td> </tr> <tr> <td>2018</td> <td>385</td> <td>390</td> <td>500</td> <td>485</td> </tr> <tr> <td>2019</td> <td>360</td> <td>390</td> <td>490</td> <td>480</td> </tr> <tr> <td>2020</td> <td>-</td> <td>-</td> <td>-</td> <td>-</td> </tr> <tr> <td>2021</td> <td>395</td> <td>385</td> <td>475</td> <td>480</td> </tr> <tr> <td>2022</td> <td>395</td> <td>385</td> <td>500</td> <td>485</td> </tr> </tbody> </table>	Year	Year 3 School	Year 3 Like Schools	Year 5 School	Year 5 Like Schools	2017	395	385	495	480	2018	385	390	500	485	2019	360	390	490	480	2020	-	-	-	-	2021	395	385	475	480	2022	395	385	500	485
Year	Year 3 School	Year 3 Like Schools	Year 5 School	Year 5 Like Schools																																
2017	395	385	495	480																																
2018	385	390	500	485																																
2019	360	390	490	480																																
2020	-	-	-	-																																
2021	395	385	475	480																																
2022	395	385	500	485																																
<p>Grammar and Punctuation</p> <ul style="list-style-type: none"> * Year 5 performance has been well above like schools, with growth continuing. * Year 3 results were above like schools once again in 2022. * Continue with use of SoundWaves from Year 1 to Year 6. 	<p style="text-align: center;">Average Grammar & Punctuation Score</p> <table border="1"> <caption>Average Grammar & Punctuation Score Data</caption> <thead> <tr> <th>Year</th> <th>Year 3 School</th> <th>Year 3 Like Schools</th> <th>Year 5 School</th> <th>Year 5 Like Schools</th> </tr> </thead> <tbody> <tr> <td>2017</td> <td>405</td> <td>385</td> <td>455</td> <td>465</td> </tr> <tr> <td>2018</td> <td>400</td> <td>390</td> <td>485</td> <td>475</td> </tr> <tr> <td>2019</td> <td>365</td> <td>400</td> <td>485</td> <td>470</td> </tr> <tr> <td>2020</td> <td>-</td> <td>-</td> <td>-</td> <td>-</td> </tr> <tr> <td>2021</td> <td>400</td> <td>385</td> <td>480</td> <td>465</td> </tr> <tr> <td>2022</td> <td>395</td> <td>385</td> <td>485</td> <td>475</td> </tr> </tbody> </table>	Year	Year 3 School	Year 3 Like Schools	Year 5 School	Year 5 Like Schools	2017	405	385	455	465	2018	400	390	485	475	2019	365	400	485	470	2020	-	-	-	-	2021	400	385	480	465	2022	395	385	485	475
Year	Year 3 School	Year 3 Like Schools	Year 5 School	Year 5 Like Schools																																
2017	405	385	455	465																																
2018	400	390	485	475																																
2019	365	400	485	470																																
2020	-	-	-	-																																
2021	400	385	480	465																																
2022	395	385	485	475																																



DEVELOPING EFFECTIVE PARTNERSHIPS

School Board

Our School Board, led by Allan Hollow, are a dynamic group consisting of members with a range of expertise. Our board carries out its governance responsibilities while finding ways to advocate to support our school objectives. This group work harmoniously with our staff as we continue to build on initiatives that promote Harvey PS. The culture of the School Board is one of openness where the board can discuss the achievements of Harvey PS, while at the same time looking at ways to improve. Our drive in 2022 was to make the school and local community more aware of the board and it's functions, which will continue into 2023. We also feel the need to connect and engage Harvey PS more with it's local community and particularly with the Harvey shire.

School P&C

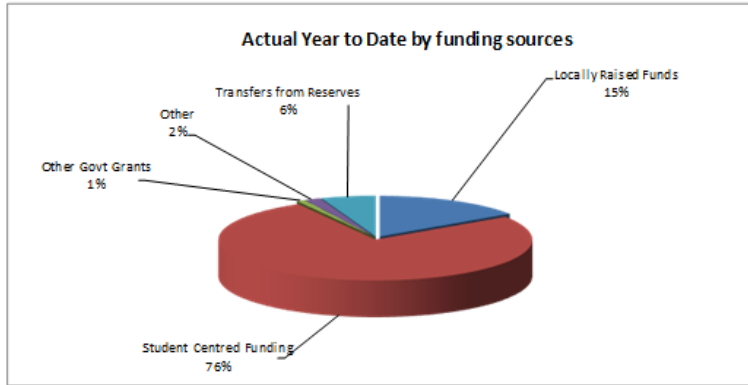
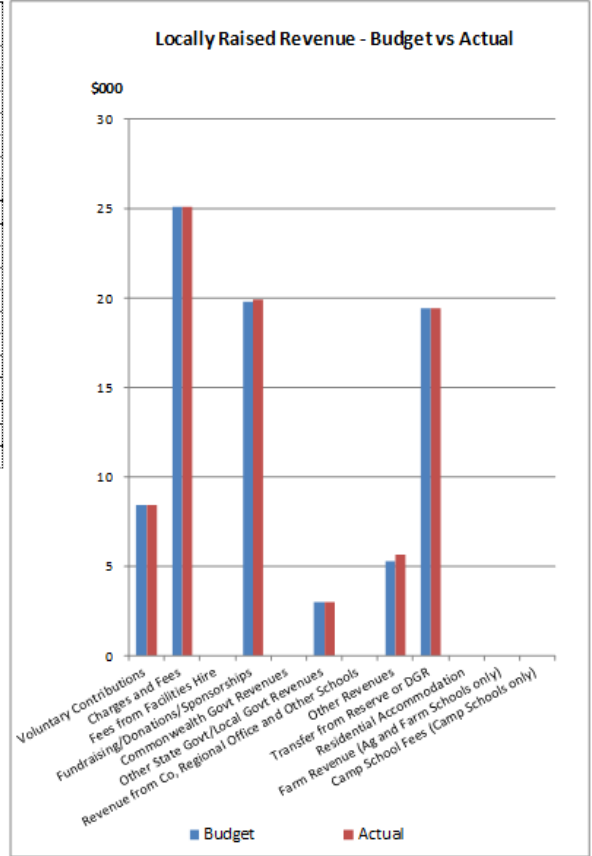
Our school has an exceptionally active P&C, well led by the President, Malcolm Manton, that utilise their collective expertise and drive to raise funds for capital works and resourcing projects. In 2021, through the fundraising efforts of the P&C, we began the build of the Nature Play area which will continue to have additions made to it in 2022. The P&C ran a number of successful fundraising events which included the Riddle Challenge, which was enjoyed by all. The main aim of the P&C is to provide 'fun' opportunities for our students.



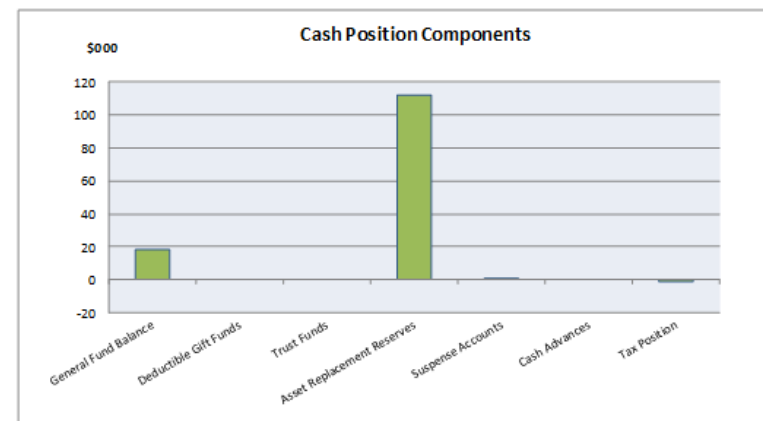
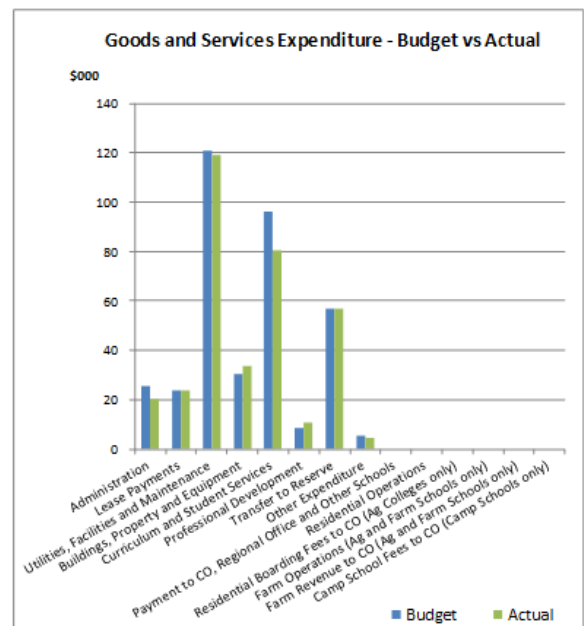
FINANCIAL OVERVIEW STUDENT CENTRED FUNDING

Harvey Primary School
Financial Summary as at
31-December-2022

Revenue - Cash & Salary Allocation		Budget	Actual
1	Voluntary Contributions	\$ 8,408.00	\$ 8,408.00
2	Charges and Fees	\$ 25,081.00	\$ 25,086.50
3	Fees from Facilities Hire	\$ -	\$ -
4	Fundraising/Donations/Sponsorships	\$ 19,820.00	\$ 19,920.12
5	Commonwealth Govt Revenues	\$ -	\$ -
6	Other State Govt/Local Govt Revenues	\$ 3,000.00	\$ 3,000.00
7	Revenue from Co, Regional Office and Other Schools	\$ -	\$ -
8	Other Revenues	\$ 5,289.00	\$ 5,650.32
9	Transfer from Reserve or DGR	\$ 19,405.91	\$ 19,405.91
10	Residential Accommodation	\$ -	\$ -
11	Farm Revenue (Ag and Farm Schools only)	\$ -	\$ -
12	Camp School Fees (Camp Schools only)	\$ -	\$ -
Total Locally Raised Funds		\$ 81,003.91	\$ 81,470.85
Opening Balance		\$ 23,867.75	\$ 23,867.75
Student Centred Funding		\$ 261,905.96	\$ 261,905.96
Total Cash Funds Available		\$ 366,777.62	\$ 367,244.56
Total Salary Allocation		\$ -	\$ -
Total Funds Available		\$ 366,777.62	\$ 367,244.56



Expenditure - Cash and Salary		Budget	Actual
1	Administration	\$ 25,392.00	\$ 19,983.64
2	Lease Payments	\$ 23,590.00	\$ 23,589.64
3	Utilities, Facilities and Maintenance	\$ 120,630.08	\$ 119,219.67
4	Buildings, Property and Equipment	\$ 30,425.91	\$ 33,603.53
5	Curriculum and Student Services	\$ 96,008.99	\$ 80,760.32
6	Professional Development	\$ 8,651.89	\$ 10,819.22
7	Transfer to Reserve	\$ 56,746.00	\$ 56,746.00
8	Other Expenditure	\$ 5,333.00	\$ 4,423.77
9	Payment to CO, Regional Office and Other Schools	\$ -	\$ -
10	Residential Operations	\$ -	\$ -
11	Residential Boarding Fees to CO (Ag Colleges only)	\$ -	\$ -
12	Farm Operations (Ag and Farm Schools only)	\$ -	\$ -
13	Farm Revenue to CO (Ag and Farm Schools only)	\$ -	\$ -
14	Camp School Fees to CO (Camp Schools only)	\$ -	\$ -
Total Goods and Services Expenditure		\$ 366,777.87	\$ 349,145.79
Total Forecast Salary Expenditure		\$ -	\$ -
Total Expenditure		\$ 366,777.87	\$ 349,145.79
Cash Budget Variance		\$ (0.25)	



Cash Position Components	
Bank Balance	\$ 128,784.17
Made up of:	
1 General Fund Balance	\$ 18,098.77
2 Deductible Gift Funds	\$ -
3 Trust Funds	\$ -
4 Asset Replacement Reserves	\$ 111,768.90
5 Suspense Accounts	\$ 223.50
6 Cash Advances	\$ -
7 Tax Position	\$ (1,307.00)
Total Bank Balance	\$ 128,784.17

